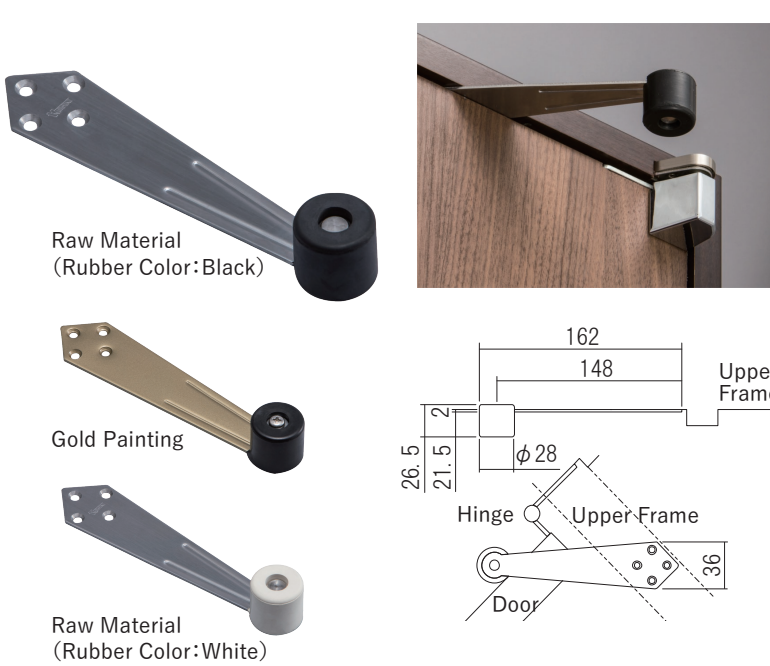


Reversible Door Stopper

This reversible door stop is applicable on a right or left-hand door. By using this, it allows the door to be opened up to 90°. Furthermore, since this device is mounted on the top of the door instead of the floor, this door stopper is safe as it eliminates tripping hazards. This product has also passed 200,000 operation tests which ensure its durability in the long term.

Material: (Bracket)Stainless
(Door Stop part)Rubber
Load Capacity:30kg(294N)
Left or Right-Hand:Common use

Reversible Door Stopper		
Product No.	Finish/Color	Rubber Color
220-212	Raw Material	Black
220-214	Gold Painting	
220-216	Raw Material	White
220-218	Gold Painting	
Screw included:		
3.5×35 Flat head tapping screw 4pcs		

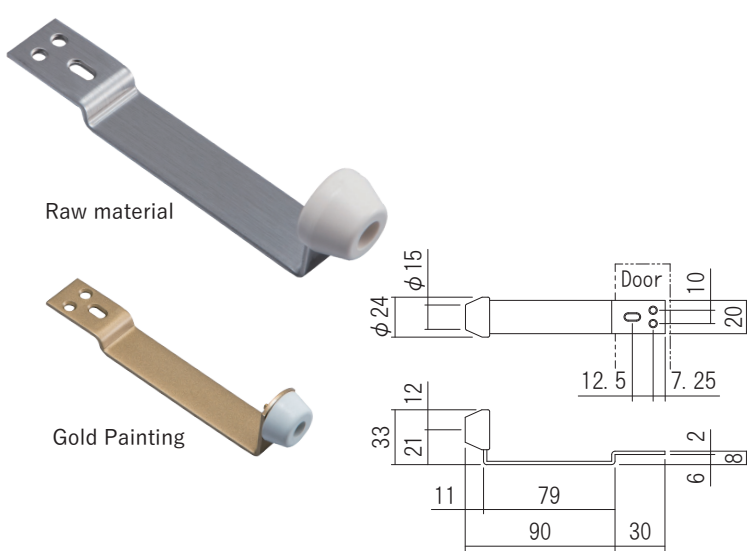


Public Housing Door Stopper

This type of door stopper is applicable on a right or left-hand door. This device helps the door stop once the rubber part hits the wall without damaging it. In addition, since this door stopper is mounted on the top of the door instead of the floor, this device is safe to use as it eliminates tripping hazards.

Material: (Bracket)Stainless
(Door Stop part)Rubber
Load Capacity:30kg(294N)
Left or Right-Hand:Common use

Public Housing Door Stopper		
Product No.	Finish/Color	Rubber Color
220-221	Raw material	White
220-223	Gold Painting	
Screw included:		
3×16 Flat head wood screw 3pcs		

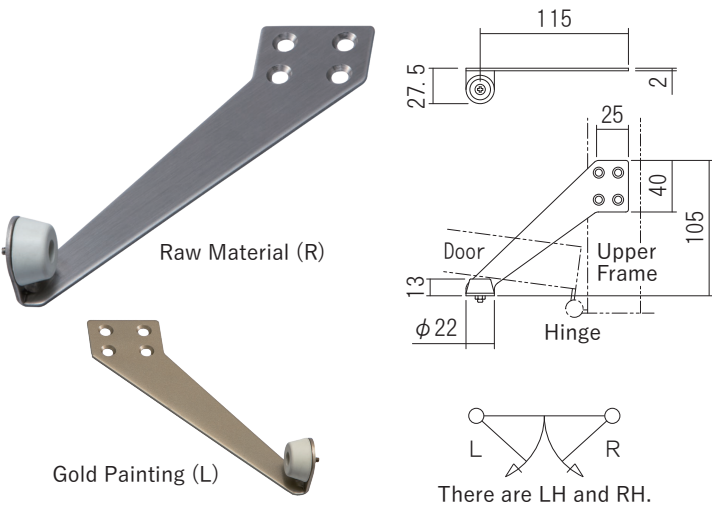


Upper Frame Door Stopper

As its name, this door stopper is fixed on the upper frame of the door. It allows the door to be opened up to 90°. Furthermore, since this device is mounted on the top of the door instead of the floor, this door stopper is safe as it eliminates tripping hazards.

Material: (Bracket)Stainless
(Door Stop part)Rubber
Load Capacity:30kg(294N)

Upper Frame Door Stopper			
Product No.	Left-Hand	Right-Hand	Finish/Color
220-241	220-231	Raw Material	White
220-243	220-233	Gold Painting	
Screw included: 4×25 Flat head tapping screw 4pcs			




Door Louver

This door louver is mainly used in nursing homes. It has 39% aperture ratio, which is suitable for the door to provide cross-flow and help maintain a healthy environment. It is available in three different colors to match the color of the doors used in most hospitals or other facilities.

Material:Resin

Door Louver		
Product No.	Specification	Finish/Color
630-051	For one side	Natural Wood
630-031		Medium Birch
630-011		Ivory
630-061	For both sides	Natural Wood
630-041		Medium Birch
630-021		Ivory
Reversible door thickness:28~33mm		
※ Please contact us, if you want other colors.		



Flush Bolt

Using a rod flatten in some parts, this flush bolt will secure the inactive leaf of a pair of doors. The special feature also prevents the inactive door from shaking and rattling. The product is available in 5 different colors to match any color of doors.

Material: Resin, Stainless

Flush Bolt		
Product No.	Specification	Finish/Color
225-013	Strike Plate set	Gold
225-015		Silver
225-017		Amber
225-019		Natural
225-021		Gray
225-113	Strike Bracket set	Gold
225-115	(Depth 15mm)	Silver
225-117		Amber
225-119		Natural
225-121		Gray
225-213	Strike Bracket set	Gold
225-215	(Depth 20mm)	Silver
225-217		Amber
225-219		Natural
225-221		Gray

Screw included:
(Flush Bolt)
3.5×32 Flat head wood screw 3pcs
(Strike Plate, Strike Bracket)
4×20 Flat head tapping screw(D7) 2pcs

